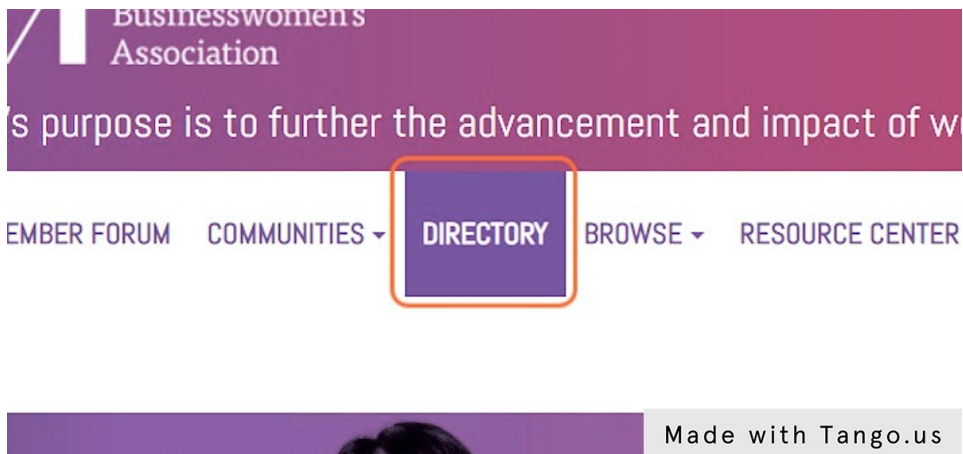


# How to impersonate a user in the Community

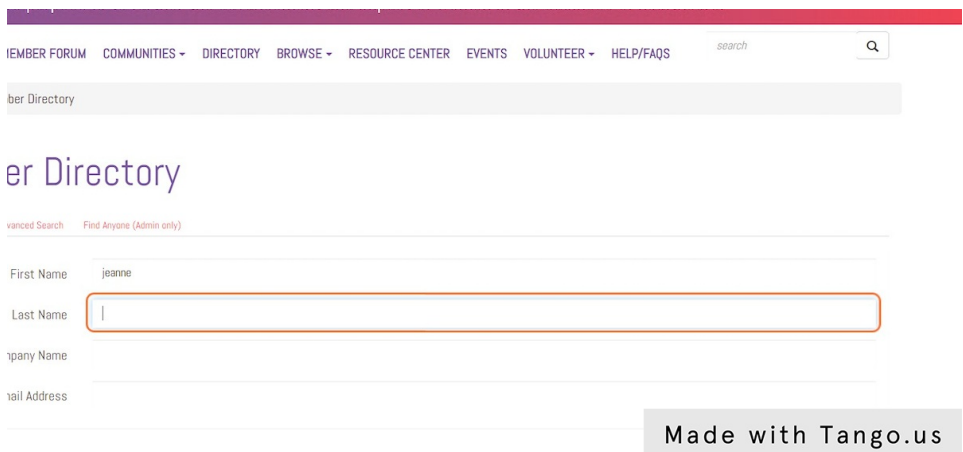
Last Modified on 03/29/2023 2:36 pm EDT

This feature is helpful when trying to troubleshoot an error, see the view a member or nonmember sees, etc.

1. From Community home, click on DIRECTORY




2. Type the member's name and click search



3. Click on the member's name

[< - back to search options](#)

Showing 1 to 1 of 1



Jeanne Piceno

jpiceno@hbanet.org

973-575-0606 ext. 2 business phone

Walgreens

Coordinator

373 I


Bldg

Fairfi

...

Made with Tango.us

4. From their profile page, click on Impersonate (Admin Only)



Impersonate (Admin Only)

Made with Tango.us


5. Type "test" as reason for impersonation and then click "start impersonation session"

3A Healthcare Businesswomen's Association

BA's purpose is to further the success of women in healthcare.

MEMBER FORUM COMMUNITY

Member Directory > Profile



Coordinator, Corporate Accounts, Walgreens Boots Alliance

Add as Contact

...

Profiles

Connections

Contributions

...

Impersonation Session

This impersonation session lasts **30 minutes**. A prompt will alert you when only 5 minutes remain.

Reason for Impersonation

test

Start Impersonation Session

cancel

healthcare.

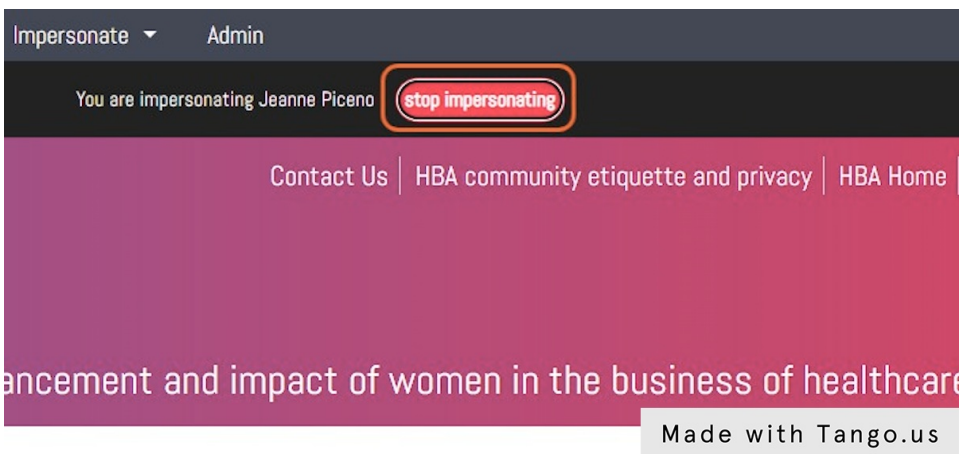
FAQS

search

Impersonate (Admin Only)

Made with Tango.us

6. When you are done, click "stop impersonating"



---

*This Workflow was created with Tango.*

---